

THE
composite door
COLLECTION

ROUNDBRAND
LTD



what is a roundbrand composite door?

Roundbrand composite doors are manufactured using sheet-moulded, thermosetting resin, glass reinforced polymer (GRP). They are compression moulded to give a high-definition panel design, offering an authentic timber-grained appearance. They are scratch and dent resistant and their high-strength construction offers enhanced security.

The insulating core is produced from 100% CFC-free, polyurethane foam which fills the cavity between the two door skins. This provides superior thermal performance (six times that of timber) and also enhances the door's soundproofing.


The stiles and rails are constructed from a PVC composite material which offers complete waterproofing of the insulated core.

The outer frame is constructed from steel-reinforced uPVC.

composite door colours

Roundbrand composite doors are available in pre-pigmented Black, Blue, Green, Red or White through colour grain-effect. They are also available in a pre-stained, Gold Oak and Rose Wood grain-effect. The edges and internal surfaces of the doors are supplied in White as standard.

Wood effects can vary in shade/style from those shown, please contact your local depot for information.



extensive warranty

All Roundbrand composite doors carry a comprehensive 25 Year Manufacturer's Structural Warranty with a 10 Year Surface Finish Warranty for added peace of mind.

multi-point locking for security (no cylinder)

No Euro-cylinder so...no bumping...no breaking or snapping...no plug extraction!

The multi-point locking market is a highly competitive place with many 'similar' products; product differential is vital.

ERA has developed the next generation in multi-point locking. The patented 'Vectis' cylinder-free, multi-point lock encompasses ERA's traditional lever technology used in mortice locks for centuries and combines with today's need for modern locking systems.


Vectis is designed to meet the requirements of PAS 23/24 and Secured by Design.

thresholds

All composite doors can be manufactured with a low threshold, with or without a cill, as depicted below. The thresholds are available in Gold or Silver effect.




Open In Threshold Cill



Open In Threshold



Open Out Threshold Cill




Open Out Threshold

decorative glass colour options

With the following decorative glass designs, we are able to use colours that will complement your door. With our Diamond and Fusion Ellipse ranges, we recommend the use of textured backing glass to add an extra privacy.

Diamonds Glass



Blue


Green



Red


Grey

Fusion Ellipse Glass



Blue

Green



Red

Mocha

Elba Glass



Blue


Green



Red


Black

Retro Glass



Blue

Green



Red

Black

textured backing glass options



Cathedral



Cotswold



Pinpoint

feature door:
black twin vertical square
with eternity glass*



THE twin vertical COMPOSITE DOOR

doorstyle options

All the following decorative glass designs are available
in these choice of doorstyles (unless stated):



twin vertical square



twin vertical arch



twin vertical brow

decorative glass options

* available in twin vertical square only

† available in twin vertical square and twin vertical arch only

5

diamonds glass



mediterranean glass



french glass



black canyon glass*



glacier glass



atlantic glass



retro glass




finesse glass



elba glass†



prairie glass†



flair glass



fusion ellipse glass



feature door:
gold oak half moon &
mids with finesse glass



THE half moon COMPOSITE DOOR

doorstyle options

All the following decorative glass designs are available
in these choice of doorstyles (unless stated):



half moon only

half moon & mids

decorative glass options


* available in half moon only

7

fusion ellipse glass



elba glass




atlantic glass*



prairie glass



flair glass




french glass



glacier glass



diamonds glass



mediterranean glass



retro glass





feature door:
red twin tops & mids
with prairie glass



THE twin tops COMPOSITE DOOR

doorstyle options

All the following decorative glass designs are available
in these choice of doorstyles (unless stated):



twin tops only




twin tops & mids

french glass

retro glass

mediterranean glass



Shown
with Black
tile option
See P3

finesse glass

diamonds glass

elba glass

fusion ellipse glass

flair glass



Shown
with Green
colour option
See P3

Shown
with Black
tile option
See P3

Shown
with Blue
tile option
See P3



feature door:
green half glazed with
black canyon glass




THE
half glazed
COMPOSITE DOOR



Our
Half Glazed
doors also make
a perfect Back
Door option
See P15

retro glass



Shown
with Blue
tile option
See P3

diamonds glass



Shown
with Red
colour option
See P3

fusion ellipse glass



Shown
with Mocha
tile option
See P3

elba glass



Shown
with Green
tile option
See P3



mediterranean glass



french glass



glacier glass




atlantic glass



prairie glass






feature door:
blue half arched
with french glass



THE
half arched
COMPOSITE DOOR




fusion ellipse glass



mediterranean glass



retro glass




diamonds glass



prairie glass



elba glass



french 'semion' colour options*

Add even more style to our popular 'French' glass with a splash of colour. This decorative coloured pattern border offers a real focal point and will complement your preferred choice of door colour.



onyx




emerald



ruby



sapphire



* available in half glazed arch only



THE
cottage
COMPOSITE
DOOR


feature door:
red cottage rectangle
with prairie glass

decorative glass options

cottage 4 | flair




cottage 4 | retro



Shown
with Black
tile option
See P3

cottage 4 | prairie



cottage 4 | finesse




cottage 4 | diamonds



Shown
with Grey
colour option
See P3

cottage rectangle | diamonds



Shown
with Blue
colour option
See P3

cottage 4 | fusion ellipse



Shown
with Green
tile option
See P3

cottage 4 | mediterranean



cottage diamond | diamonds



Shown
with Red
colour option
See P3

cottage diamond | fusion ellipse



Shown
with Red
tile option
See P3

THE back door COMPOSITE DOOR

feature door:
white back door with
integral venetian blind

Venetian Blind


This Venetian blind is cleverly encapsulated within the insulated glass cavity of this door to provide a zero maintenance blind. The blind can be raised, lowered and easily tilted using the unobtrusive fingertip control on the edge of the frame.



Stable Door

The stable door option is available on all our cottage door styles and offers a 'fresh' alternative to the traditional back door. Whether you live in a country cottage or a fashionable townhouse, a stable door is perfect for bringing the outdoors...indoors.





BRANCHES THROUGHOUT THE REGION

Freephone: 0800 7313 434 | Email: sales@roundbrand.co.uk
www.roundbrand.co.uk